Year	New Clubs	Dropped Clubs	Gain/ Loss Clubs	New Members	Charter Members	Reinstate Members	Transfer Members	Total Member Added	Total Members Dropped	Gain/ Loss Members
2022-2023	8	10	-2	2,032	181	23	150	2,386	2,704	-318
2023-2024	13	8	5	2,141	341	37	204	2,723	2,522	201
2024-2025	12	17	-5	2,113	309	40	191	2,653	2,657	-4
2025-2026	11	9	2	2,179	235	32	251	2,697	2,459	238
2026-2027	4	5	-1	605	97	13	56	771	731	40
Average	**10**	**10**	**0**	**1,814**	**233**	**29**	**170**	**2,246**	**2,215**	**31**

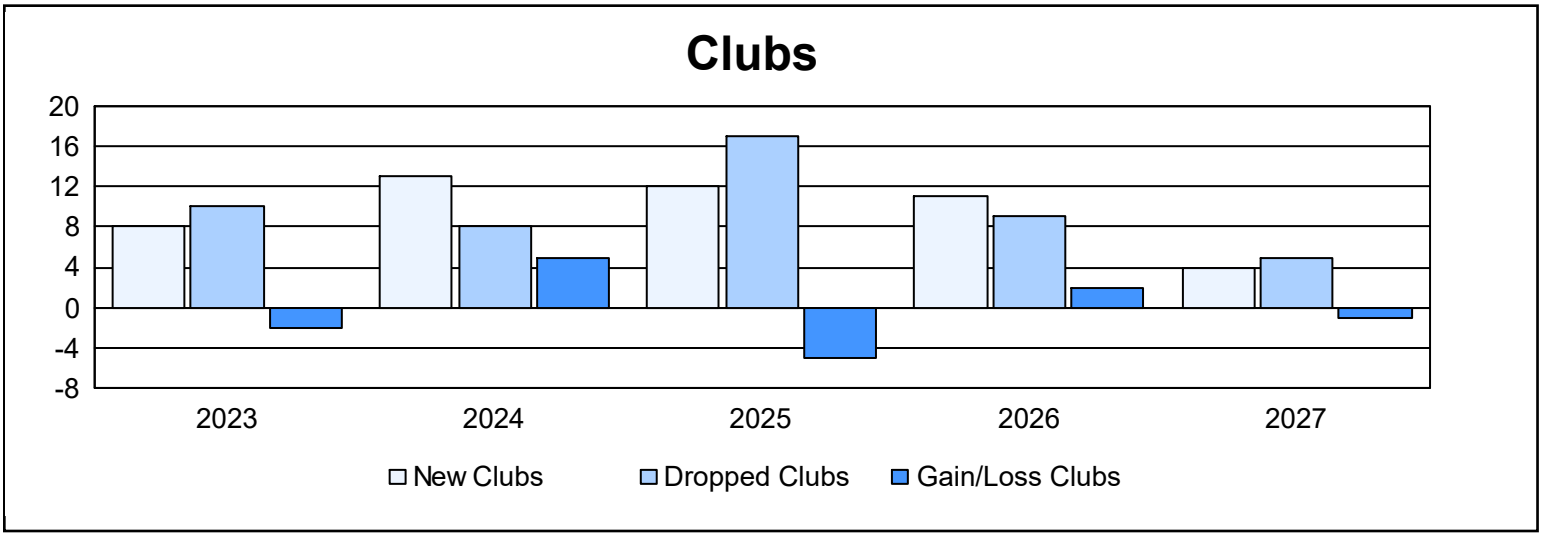

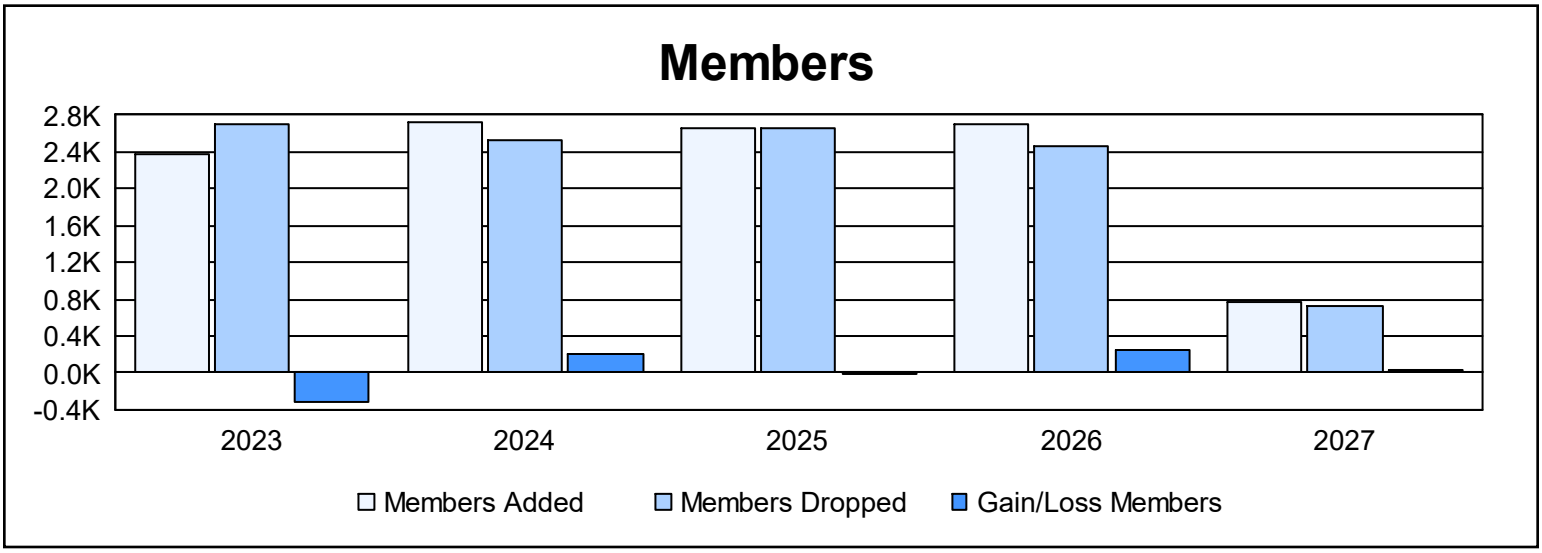

Membership Composition

October 2026 Cumulative

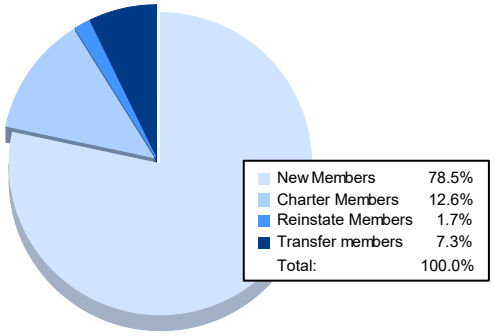

New Members	78.5%
Charter Members	12.6%
Reinstate Members	1.7%
Transfer members	7.3%
Total:	100.0%

Gender Composition

October 2026 Cumulative

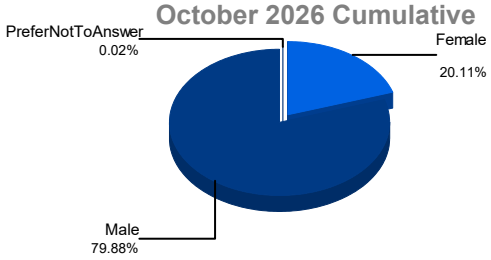

Female	20.11%
Male	79.88%
PreferNotToAnswer	0.02%
NonBinary	0.00%
Total:	100.00%